



LINEA'PUNCH NEO

WALL PROTECTION RAIL - 180 MM HIGH



APPLICATIONS

The Linea'Punch Neo protection rail is the perfect alliance between impact resistance and design.

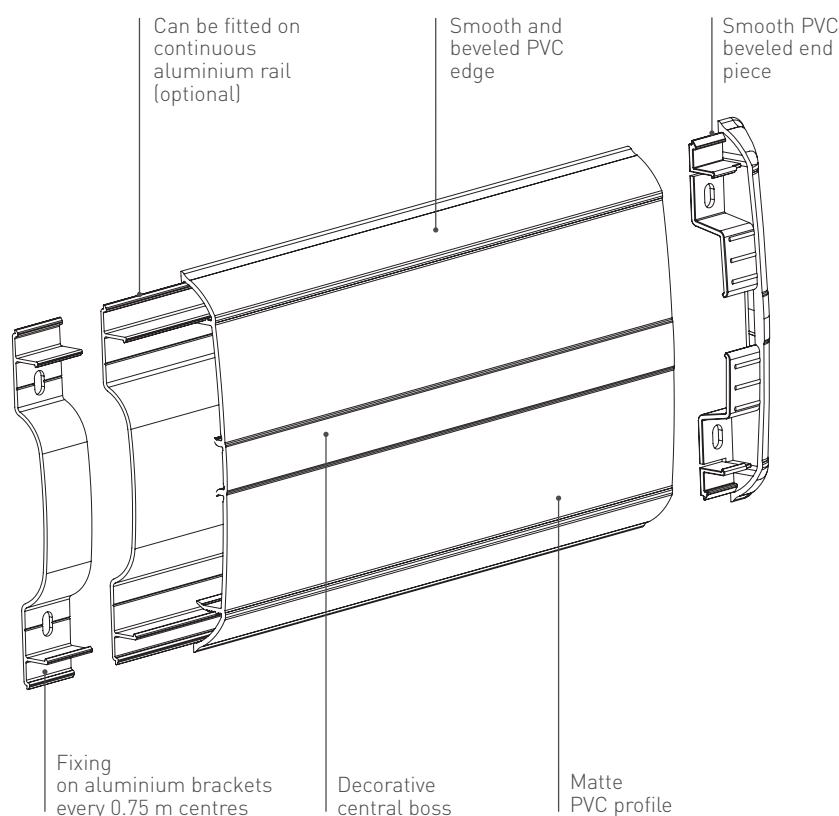
Its uncluttered line helps it merge with the decor, and matches perfectly the Linea'Touch handrails for an aesthetic and high-performance solution throughout the building.

Its narrow beveled end pieces are smooth and minimise projection and reduce the distance to door frames, and the wall-hugging profile makes for easy cleaning and maximum hygiene. It is easy and quick to install, thanks to its double clipping.

It provides effective and discreet protection for walls exposed to heavy trolley traffic in corridors, access areas and storage rooms (hospitals, clinics, retirement homes, labs, cleanrooms, hotels, restaurants, schools).


DESCRIPTION

- Model: Linea'Punch Neo protection rail
- Height: 180 mm
- Depth: 25 mm
- Length: 4 m
- Material: 2.5 mm thick PVC, antibacterial and Bs2d0 fire-rated, solid colour
- Surface finish: matte with central boss
- Fixing components: aluminium brackets (optional: continuous aluminium rail)
- Colours: 39
 - 28 in stock
 - 11 on order



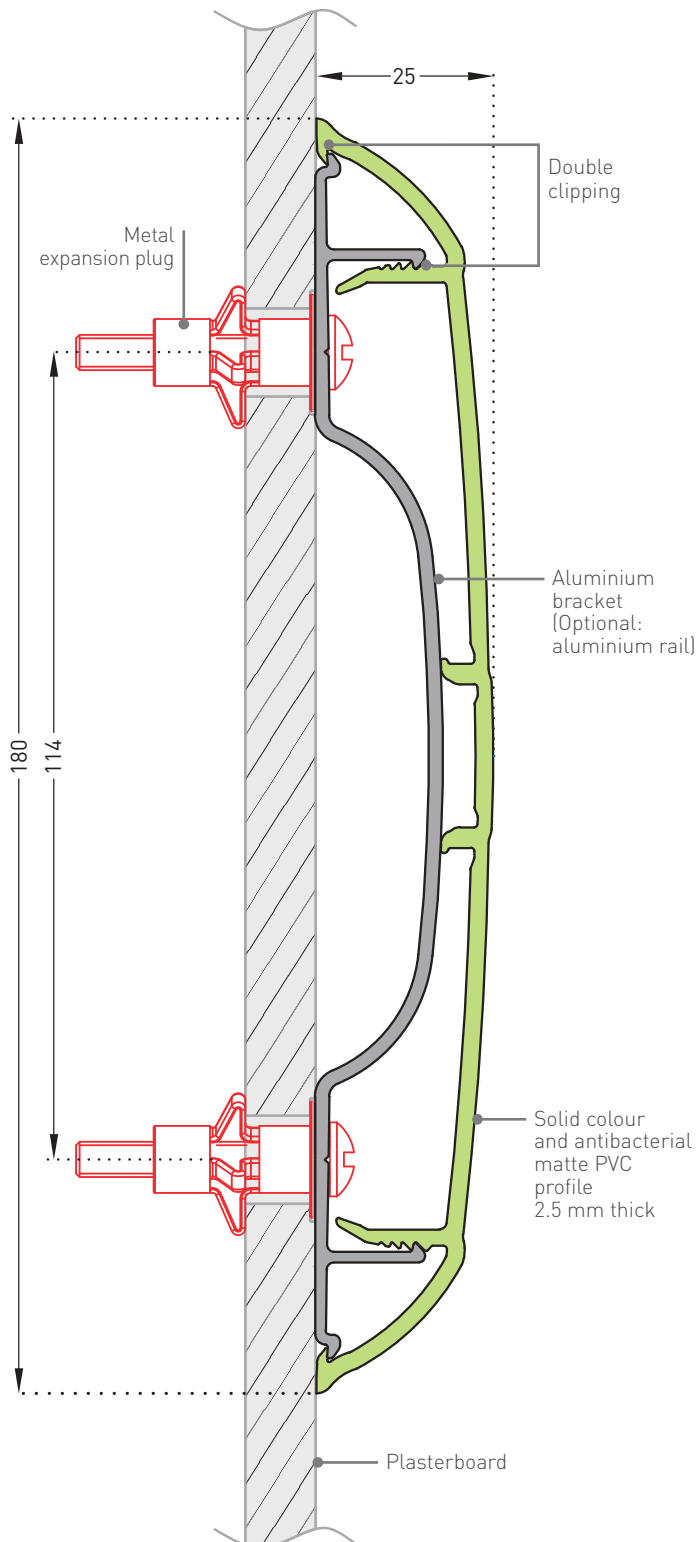
NOTA

The end piece serves as the first clip.



▼ Colours on order

Colours available per product: please see the colour summary hinge



SPECIFICATION

- **Description:** flat wall protection rail with a central boss (Linea'Punch Neo as manufactured by SPM) from matte and antibacterial PVC achieving Bs2d0 reaction to fire classification with solid colour. PVC profile projects 25 mm, is 180 mm high and 2.5 mm thick. It provides a matte surface finish and snap-fixes onto aluminium brackets, resilient by an exclusive "omega" shape, or onto continuous aluminium rail (optional). The upper and lower parts of the profile are smooth, beveled and edged with strengthened lips to hold the profile tightly against the wall and minimise dust traps. A protective film is specified to minimise cleaning before acceptance. Finish is provided by slim beveled and smooth end pieces (16.5 mm wide). This wall protection rail achieves an impact resistance in excess of 110 Joules, i.e., an impact of more than 320 kg travelling at 3 kmh.
- **Environment:** no heavy metals and no substance potentially subjected to any REACH restriction are used in its manufacture, nor PBT/BPA. The calcium-zinc thermal stabilisation process is used. The emission level of volatile substance in inside air has been tested according to ISO 16000-6 and is very low (A+) according to the French regulation (23 March 2011 nr 2011-321 Decree and 19 April 2011 Order). 100% of the product are recyclable.
- **Colour:** selected by architects from manufacturer's standard range.
- **Installation method:** recommended height of protection rail centreline 0.80 m above floor level for mid-level wall protection or on top of the skirting for low level wall protection. Snap-fixes to aluminium '4-point' brackets spaced at 0.75 m centres or continuous aluminium rail (optional).

Specifications and section drawings on our website www.spm-international.com



BimObject

BimObject in Revit and Archicad